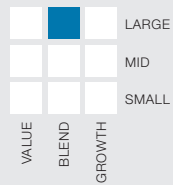


Morningstar category¹

Diversified Emerging Markets

Morningstar style¹



Cusip

Institutional 52106N889
Open 52106N764

Symbol

Institutional LZEMX
Open LZOEX

Minimum initial investment

Institutional \$100,000
Open \$2,500

Inception date

Institutional 1994
Open 1997

Net assets

Institutional \$13.0 billion
Open \$2.9 billion
Total \$16.0 billion

Total annual operating expense ratio

Institutional 1.14%
Open 1.49%

Fund Overview

Description

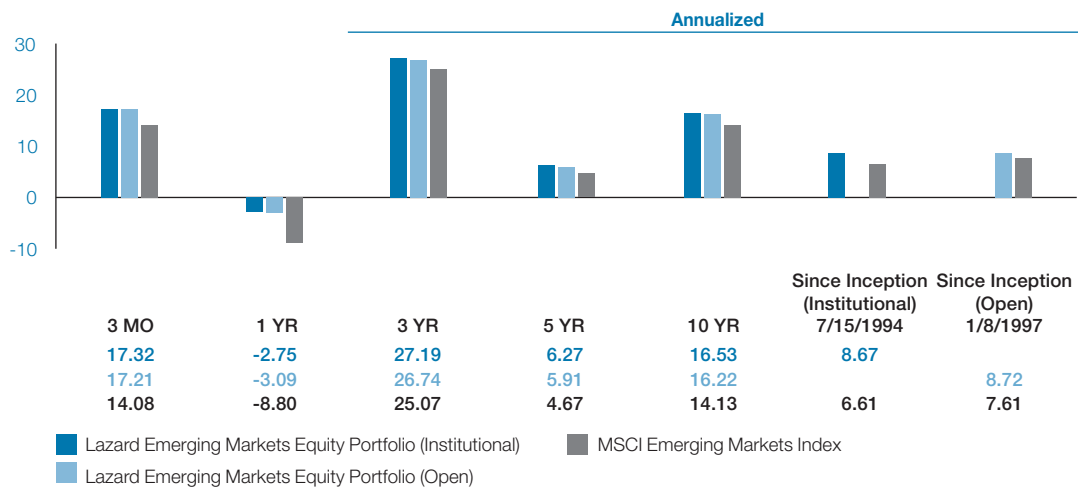
The Lazard Emerging Markets Equity Portfolio seeks long-term capital appreciation by investing in companies with strong, sustainable financial productivity at attractive valuations.

Strategy

- Bottom-up approach to stock selection, the hallmark of Lazard's relative-value investment style.
- Fundamental analysis considers sustainability of returns, while accounting validation examines companies' stated financial statistics.
- Screening seeks to identify companies that are attractively priced relative to their financial returns.
- Quantitative research techniques are used to monitor risks associated with industry and country concentrations in order to ensure diversification.

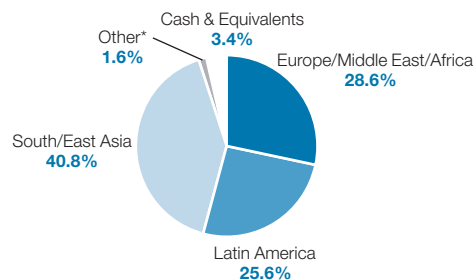
Performance Review

(%; net of fees. As of March 31, 2012.)

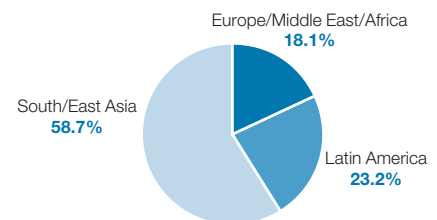


Geographic Allocation²

Lazard



MSCI Emerging Markets Index



*Other – Consists of companies that have 50% or more of their net assets and/or sales from emerging markets, but are domiciled in non-emerging market countries.

Source: Lazard, MSCI

The performance quoted represents past performance. Past performance does not guarantee future results. The current performance may be lower or higher than the performance data quoted. An investor may obtain performance data current to the most recent month-end online at www.LazardNet.com. The investment return and principal value of the Portfolio will fluctuate; an investor's shares, when redeemed, may be worth more or less than their original cost.

Portfolio management team

James M. Donald, CFA

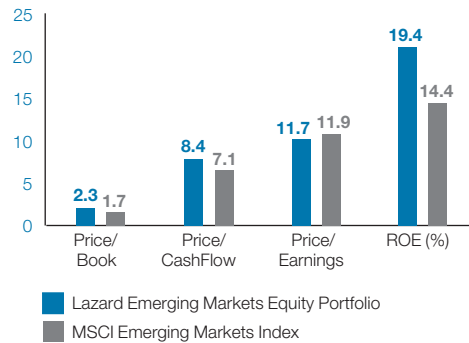
Rohit Chopra

Erik McKee

John R. Reinsberg*

*As a Deputy Chairman of Lazard, Mr. Reinsberg is ultimately responsible for overseeing this portfolio but is not responsible for its day-to-day management.

Characteristics



	Lazard	MSCI Emerging Markets Index
Number of holdings	86	819
Weighted average market cap (\$B)	29.5	35.8
Turnover rate (%; 1-year)	16.8	
Beta (3-year)	Institutional	0.96
	Open	0.96
Standard deviation (%; 3-year)	Institutional	24.19
	Open	24.17

Source: Lazard, MSCI

Top Ten Holdings²

	Lazard (%)
Redecard	3.5
Banco do Brasil	3.2
Cielo	3.2
Samsung Electronics	2.5
Shinhan Financial Group	2.3
Vale (ADR)	2.3
KT&G	2.0
Sberbank	2.0
Philippine Long Distance Telephone (ADR)	2.0
Shoprite Holdings	1.9

For a complete list of holdings, please visit www.LazardNet.com

Sector Allocation²

	Lazard (%)	MSCI Emerging Markets Index (%)
Financials	22.3	23.8
Information Technology	16.8	13.9
Consumer Staples	13.4	8.0
Materials	11.2	12.9
Telecom Services	11.1	8.0
Industrials	7.8	6.7
Energy	6.4	13.9
Consumer Discretionary	5.2	7.9
Utilities	2.3	3.7
Health Care	0.0	1.0
Cash & Equivalents	3.4	N/A

Source: Lazard, MSCI

Understanding Investment Risk

Beta is a relative measure of the sensitivity of a fund's return to changes in the benchmark's return. The beta of the fund versus its benchmark is the amount (and direction) the fund has historically moved when the benchmark moved by one unit.

Standard deviation measures the dispersion or "spread" of individual observations around their mean. Standard deviation of returns measures a fund's historical volatility, where a higher number is evidence of greater volatility (i.e., higher risk).

Equity securities will fluctuate in price; the value of your investment will thus fluctuate, and this may result in a loss. Securities in certain non-domestic countries may be less liquid, more volatile, and less subject to governmental supervision than in one's home market. The values of these securities may be affected by changes in currency rates, application of a country's specific tax laws, changes in government administration, and economic and monetary policy. Emerging market securities carry special risks, such as less developed or less efficient trading markets, a lack of company information, and differing auditing and legal standards. The securities markets of emerging market countries can be extremely volatile; performance can also be influenced by political, social, and economic factors affecting companies in emerging market countries.

The Portfolio invests in stocks believed by Lazard to be undervalued, but that may not realize their perceived value for extended periods of time or may never realize their perceived value. The stocks in which the Portfolio invests may respond differently to market and other developments than other types of stocks.

The MSCI Emerging Markets Index is a free float-adjusted market capitalization index that is designed to measure equity market performance in the global emerging markets. The MSCI Emerging Markets Index consists of 21 emerging market country indices: Brazil, Chile, China, Colombia, Czech Republic, Egypt, Hungary, India, Indonesia, Korea, Malaysia, Mexico, Morocco, Peru, Philippines, Poland, Russia, South Africa, Taiwan, Thailand, and Turkey. The index is unmanaged and has no fees. One cannot invest directly in an index. Published on April 23, 2012.

¹ © 2012 Morningstar, Inc. All rights reserved. The information contained herein: (1) is proprietary to Morningstar and/or its content providers; (2) may not be copied or distributed; and (3) is not warranted to be accurate, complete, or timely. Neither Morningstar nor its content providers are responsible for any damages or losses arising from any use of this information.

² Allocations and security selection are subject to change. The information provided in this list should not be considered a recommendation or solicitation to purchase or sell any particular security. It should not be assumed that any investment in these securities was, or will prove to be, profitable, or that the investment decisions we make in the future will be profitable or equal to the investment performance of securities referenced herein. There is no assurance that any securities referenced herein are currently held in the Portfolio or that securities sold have not been repurchased.

Certain information included herein is derived by Lazard in part from an MSCI index or indices (the "Index Data"). However, MSCI has not reviewed this product or report, and does not endorse or express any opinion regarding this product or report or any analysis or other information contained herein or the author or source of any such information or analysis. MSCI makes no express or implied warranties or representations and shall have no liability whatsoever with respect to any Index Data or data derived therefrom. The MSCI Index Data may not be further redistributed or used as a basis for other indices or any securities or financial products.

Not a deposit. May lose value. Not guaranteed by any bank. Not FDIC insured. Not insured by any government agency.

Please consider a fund's investment objectives, risks, charges, and expenses carefully before investing. For more complete information about The Lazard Funds, Inc. and current performance, you may obtain a prospectus or summary prospectus by calling 800-823-6300 or going to www.LazardNet.com. Read the prospectus or summary prospectus carefully before you invest. The prospectus and summary prospectus contain investment objectives, risks, charges, expenses, and other information about the Portfolio and The Lazard Funds that may not be detailed in this document. The Lazard Funds are distributed by Lazard Asset Management Securities LLC.

Lazard Asset Management LLC
30 Rockefeller Plaza
New York, NY 10112-6300

www.LazardNet.com

© 2012 Lazard Asset Management LLC

MF11104