

# Lazard World Dividend & Income Fund

## FUND OVERVIEW – AS OF MARCH 31, 2008

<b>LOR Performance Review<sup>1</sup></b>	Share Price (%)	NAV (%)
1 Month	-3.9	-2.4
3 Month	-12.6	-7.9
1 Year	-7.3	-4.0
3 Year	N/A	N/A
5 Year	N/A	N/A
Since Inception	8.6	13.6

## CURRENT FUND DATA<sup>2</sup>

<b>Total Net Assets</b>	<b>\$125.7 mm</b>
Shares Outstanding	6,880,183
Net Asset Value Per Share	\$18.27
Share Price	\$16.66
Premium/Discount	-8.81%
Dividend Per Share	\$0.1167
Dividend Yield (on share price) <sup>3</sup>	26.30%
52-week High-Low Share Price	\$24.26/\$15.83
52-week inception High-Low NAV	\$25.30/\$17.46
Total Leveraged Assets	\$172.8 mm
Leveraged Percentage	27.3%

## RECENT DIVIDEND HISTORY

<b>Payable Date</b>	<b>Dividend</b>
May 23, 2008	\$0.1167
April 23, 2008	\$0.1167
March 20, 2008	\$0.1167
February 21, 2008	\$0.1167
January 23, 2008	\$0.1167
December 21, 2007	\$2.1461
November 23, 2007	\$0.1167

## About the Fund

**Portfolio Manager:** Lazard Asset Management LLC

**NYSE Symbol:** LOR

**First Day of Trading:** 6/28/2005

**Inception NAV:** \$19.06

**Inception Share Price:** \$20.00

## COMMENTARY

During March, the NAV return of Lazard World Dividend & Income Fund (the “Fund”) fell 2.4%, underperforming the MSCI All Country World Index loss of 1.5%. However, the year-to-date NAV loss of 7.9% has outperformed the benchmark loss of 9.3%. Also, the since inception annualized NAV return of 13.6% compares favorably to the benchmark return of 11.9%.

Further turbulence within the financial markets saw global equities fall in March. The dominant story of the period was the U.S. Federal Reserve-backed takeover of U.S. investment bank Bear Stearns by JPMorgan Chase, making Bear the latest and largest victim of the credit crisis to date, following a run on the firm. Conditions in credit markets remained unsettled, despite aggressive action by the Fed with a 0.75% cut in the fed funds rate. By sector, the materials, health care and telecom services sectors were among the worst performers, while consumer staples defended relatively well. Emerging markets fell sharply in March. The portfolio benefited from stock selection within the information technology sector, and within the UK and Emerging Asia, while stock selection within the telecom services sector, and within the U.S. detracted from returns.

While returns for the smaller, short duration emerging market currency and debt portion of the Fund were slightly negative in March, they have added value for the year-to-date, and have been a meaningful positive contributor to performance since inception.

1 Past performance does not guarantee future results. The NAV results are calculated using the Fund's Net Asset Value per share, and assumes reinvestment of all distributions. The Fund's inception date was June 28, 2005.

2 Data is based on the Fund's holdings as of March 31, 2008 which are subject to change in the future.

3 Based on income and capital gains distributions declared for the 12 month period ending May 2008.

## INVESTMENT OBJECTIVE

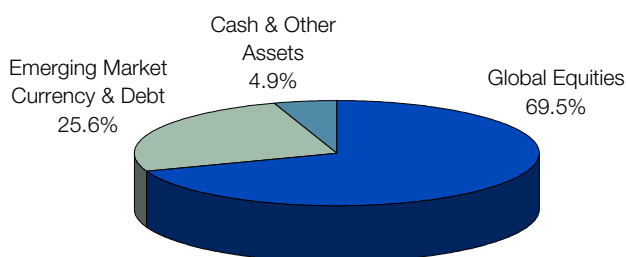
The Fund's investment objective is total return, through a combination of dividends, income, and capital appreciation. The Fund's net assets are invested in a portfolio of approximately 60-90 world equity securities, consisting primarily of the highest dividend-yielding stocks selected from the current holdings of other accounts managed by Lazard Asset Management. The equity portfolio is broadly diversified in both developed and emerging market countries and across the capitalization spectrum. The Fund seeks to enhance income by investing in short duration (typically less than one year) emerging market forward currency contracts and other emerging market debt instruments.

## SELECTED PORTFOLIO STATISTICS<sup>3 4</sup> – AS OF MARCH 31, 2008

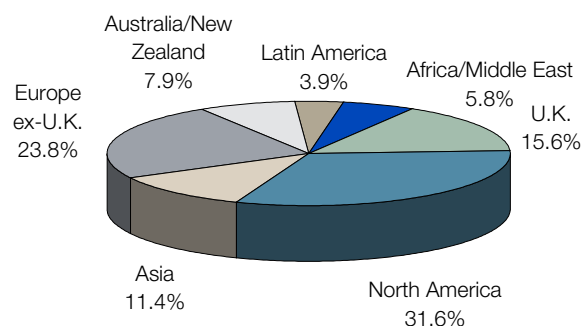
<b>Top 10 Global Equity Holdings</b>	Dollar Value (\$mm)	Net Assets (%)	Dividend Yield (%)
Taiwan Semiconductor	5.9	4.7	4.7
ENI	5.4	4.3	5.8
Bank of America	4.3	3.4	6.4
OPAP	3.9	3.1	7.9
Dow Chemical	3.8	3.0	4.4
Lloyds	3.6	2.9	8.3
Reynolds	3.6	2.9	5.7
Telstra	3.1	2.5	13.6
Pfizer	3.0	2.4	6.0
Citizens Communications	2.7	2.1	9.3

<b>Global Equity Sector Weightings</b>	(%)
Consumer Discretionary	10.6
Consumer Staples	6.4
Energy	10.9
Financials	29.7
Health Care	4.9
Industrials	6.8
Information Technology	6.7
Materials	8.4
Telecommunication Services	12.8
Utilities	2.8

### Total LOR Allocation (as a percentage of total leveraged assets)



### Global Equity Regional Weightings<sup>4</sup>



## EMERGING MARKET CURRENCY AND DEBT

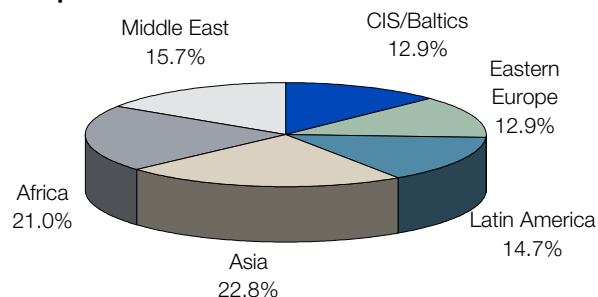
### Investment Vehicle Allocation

Forwards & Foreign Currency	57.4%
Bonds	40.8%
Structured Notes	1.8%

### Investment Characteristics

Average Duration	9.4 Months <sup>5</sup>
Average Yield	8.1% <sup>6</sup>

### Regional Exposure



<sup>3</sup> The securities identified should not be considered a recommendation or solicitation to purchase or sell these securities. It should not be assumed that any investment in these securities was, or will be, profitable.

<sup>4</sup> Allocations are as of March 31, 2008 and are subject to change.

<sup>5</sup> A measure of the average cash-weighted term-to-maturity of the investment holdings. Duration is a measure of the price sensitivity of a bond to interest rate movements. Duration for a forward currency contract is equal to its term-to-maturity.

<sup>6</sup> The quoted yield excludes the costs of borrowing on the forward currency contracts.

## RISKS:

---

Past performance does not guarantee future results. Price and yields will fluctuate with changes in market conditions, and market return does not represent the total return on an investment. Distributions are subject to recharacterization for tax purposes after the end of the fiscal year. If the Fund pays distributions in excess of its net investment company taxable income, this excess would be a return of capital.

Risk factors include:

**Investment and Market Risk.** An investment in the Fund's Common Stock is subject to investment risk, including the possible loss of the entire principal amount invested. An investment in Common Stock represents an indirect investment in the Fund's portfolio investments. Their value, like other market investments, may move up or down, sometimes rapidly and unpredictably.

The Fund's Common Stock, at any point in time, may be worth less than the amount originally invested, even after taking into account the reinvestment of Fund dividends and distributions. The Fund's investment strategy includes purchasing investments that have embedded financial leverage, such as forward currency contracts, which magnifies the risk that you may lose money.

**Small- and Medium-Capitalization Companies Risk.** Prices of securities of small- and medium-capitalization companies may be subject to more abrupt or erratic market movements than securities of larger, more established companies, because securities of small- and medium-capitalization companies typically are traded in lower volume and the issuers typically are subject to greater changes in earnings and prospects. In addition, securities of the smaller capitalization companies may be thinly traded (and therefore may have to be sold at a discount from current market prices or sold in small lots over an extended period of time) and may pose a greater risk of loss than investments in securities of larger capitalization companies.

**Leverage Risk.** Using leverage is a speculative investment technique and involves certain risks. These include higher volatility of net asset value, the likelihood of more volatility in the market value of Common Stock and the possibility either that the Fund's return will fall if the interest rate on any borrowings rises, or that income will fluctuate because the interest rate of borrowings varies. If the market value of the Fund's portfolio declines, the leverage will result in a greater decrease in net asset value than if the Fund were not leveraged. Such greater net asset value decrease also will tend to cause a greater decline in the market price for Common Stock.

**Non-U.S. and Emerging Markets Investments Risk.** Global Equity investments will be in securities of foreign issuers operating in developed countries and will not include securities of emerging market issuers. These investments involve special risks, including the following: less publicly available information about non-U.S. issuers or markets because of less rigorous disclosure or accounting standards or regulatory practices; many non-U.S. markets are smaller, less liquid and more volatile; the economies of non-U.S. countries may grow at slower rates than expected or may experience a downturn or recession; and the impact of economic, political, social or diplomatic events.

Particular risks of investing in emerging markets include: smaller market capitalization of securities markets; significant price volatility; restrictions on foreign investment; and possible seizure of a company's assets. In addition, foreign investors may be required to register the proceeds of sales. Future economic or political crises could lead to price controls, forced mergers, expropriation or confiscatory taxation, seizure, nationalization, or creation of government monopolies, all of which may affect currencies adversely.

Investing in sovereign debt securities will expose the Fund to the direct or indirect consequences of political, social or economic changes in the emerging market countries that issue the securities. Many of these countries are also characterized by political uncertainty or instability. The ability and willingness of sovereign obligors in emerging market countries or the governmental authorities that control repayment of their debt to pay principal and interest on such debt when due may depend on general economic and political conditions within the relevant country. Countries in which the Fund intends to invest have historically experienced, and may continue to experience, high rates of inflation, high interest rates, exchange rate fluctuations, trade difficulties and extreme poverty and unemployment.

The market values of corporate debt securities are sensitive to individual corporate developments and changes in economic conditions. Emerging market issuers may be highly leveraged and may not have more traditional methods of financing available to them. Therefore, their ability to service their debt obligations during an economic downturn or during sustained periods of rising interest rates may be impaired, resulting in a higher risk of default.

**Currency Risks.** An investment in Common Stock, as measured in U.S. dollars, may change significantly when the values of the emerging market local currencies change relative to the U.S. dollar, thereby subjecting investors to currency risks. The currencies of emerging market countries may experience significant declines against the U.S. dollar, and significant devaluation may occur subsequent to investments in these currencies by the Fund. Other risks include the dependence on the Investment Manager's ability to predict movements in exchange rates and imperfect correlations between movements in exchange rates. The Fund may use currency hedging transactions which might result in a poorer overall performance for the Fund than if the Fund had not engaged in any hedging transactions.

Currency Investments could be adversely affected by delays in, or a refusal to grant, repatriation of funds or conversion of emerging market currencies. Forward currency contracts are highly volatile, and a relatively small price movement in a forward currency contract may result in substantial losses to the Fund.

Please read the Prospectus carefully for more explanation of these and other risks.

## NOTES:

---

The information provided in this material should not be considered a recommendation to purchase or sell any security. There is no assurance that any securities referenced herein will remain in the Fund's portfolio or that securities sold have not been repurchased. The securities discussed may not represent the Fund's entire portfolio.

It should not be assumed that any of the referenced securities were or will prove to be profitable, or that the investment decisions we make in the future will be profitable.

© Lazard Asset Management LLC, 2008.



Lazard Asset Management LLC

30 Rockefeller Plaza  
New York, NY 10112-6300

[www.LazardNet.com](http://www.LazardNet.com)