

Lazard World Dividend & Income Fund

FUND OVERVIEW – AS OF NOVEMBER 30, 2006

LOR Performance Review¹	Share Price (%)	NAV (%)
1 Month	5.3	4.2
3 Month	14.3	10.0
1 Year	43.2	30.4
3 Year	N/A	N/A
5 Year	N/A	N/A
Since Inception	19.2	25.7

CURRENT FUND DATA²

Total Net Assets	\$160.9 mm
Shares Outstanding	6,580,237
Net Asset Value Per Share	\$23.85
Share Price	\$23.01
Premium/Discount	-3.52%
Dividend Per Share	\$0.1167
Dividend Yield (on share price) ³	14.18%
52-week High-Low Share Price	\$23.01/\$17.29
52-week inception High-Low NAV	\$23.85/\$20.00
Total Leveraged Assets	\$226.4 mm
Leveraged Percentage	28.9%

RECENT DIVIDEND HISTORY

Payable Date	Dividend
January 23, 2007	\$0.1167
December 22, 2006	\$1.8200
November 22, 2006	\$0.1167
October 23, 2006	\$0.1167
September 25, 2006	\$0.2764
August 23, 2006	\$0.1167
July 24, 2006	\$0.1167

About the Fund

Portfolio Manager: Lazard Asset Management LLC

NYSE Symbol: LOR

First Day of Trading: 6/28/2005

Inception NAV: \$19.06

Inception Share Price: \$20.00

COMMENTARY

During November, the NAV return of Lazard World Dividend & Income Fund (the “Fund”) increased 4.2%, outpacing the MSCI All Country World Index return of 2.8%. Similarly, the year-to-date and one year NAV returns of 27.4% and 30.4%, respectively, are comfortably beating the benchmark gains of 18.3% and 21.2%, respectively. Since inception, the annualized NAV return of 25.7% also compares favorably to the Index return of 21.3%.

The fourth quarter rally continued into November, although at a more moderate rate. Global stocks rose just over 1% as a sharp acceleration in merger activity overcame continued-weak U.S. economic reports, a rebound in the crude oil price, and the Democratic Party’s victory in U.S. mid-term congressional elections. Economically defensive groups, such as consumer staples, health care, and telecom services, lagged, although utilities continued to benefit from investors’ demand for dividend yield. Energy stocks outperformed, as crude oil prices rebounded. On a regional basis, European markets outperformed and the U.S. lagged modestly. In Asia, markets performed well except Japan. The portfolio benefited from stock selection in consumer staples, technology, and energy, and was hurt by stock selection in industrials.

Returns for the smaller, short duration emerging market currency and debt portion of the Fund were strong in November, and have been a meaningful positive contributor to performance in 2006 and since inception.

1 Past performance does not guarantee future results. The NAV results are calculated using the Fund’s Net Asset Value per share, and assumes reinvestment of all distributions. The Fund’s inception date was June 28, 2005.

2 Data is based on the Fund’s holdings as of November 30, 2006 which are subject to change in the future.

3 Based on income and capital gains distributions declared for the 12 months through January 2007.

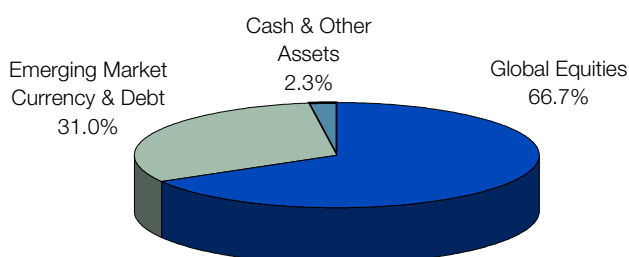
INVESTMENT OBJECTIVE

The Fund's investment objective is total return, through a combination of dividends, income, and capital appreciation. The Fund's net assets are invested in a portfolio of approximately 60-90 world equity securities, consisting primarily of the highest dividend-yielding stocks selected from the current holdings of other accounts managed by Lazard Asset Management. The equity portfolio is broadly diversified in both developed and emerging market countries and across the capitalization spectrum. The Fund seeks to enhance income by investing in short duration (typically less than one year) emerging market forward currency contracts and other emerging market debt instruments.

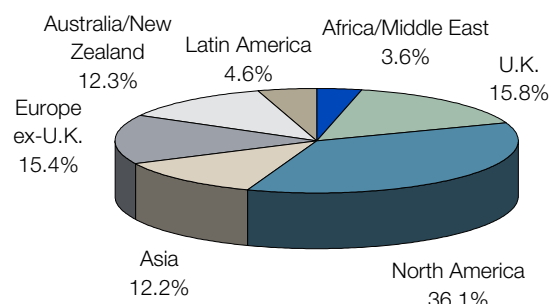
SELECTED PORTFOLIO STATISTICS^{3 4} – AS OF NOVEMBER 30, 2006

Top 10 Global Equity Holdings	Dollar Value (\$mm)	Net Assets (%)	Dividend Yield (%)	Global Equity Sector Weightings	(%)
Bank of America	6.6	4.1	4.3	Consumer Discretionary	5.6
ENI	6.1	3.8	5.0	Consumer Staples	10.4
Enel	5.3	3.3	8.3	Energy	10.1
Lloyds	5.1	3.1	6.2	Financials	24.4
Telecom Corp. of New Zealand	4.9	3.0	11.0	Health Care	2.6
Altria Group	4.4	2.7	4.0	Industrials	4.4
Citigroup	4.3	2.7	3.9	Information Technology	3.7
Dow Chemical	4.0	2.5	3.7	Materials	8.5
Taiwan Semiconductor	3.9	2.5	3.6	Telecommunication Services	20.7
Statoil	3.8	2.4	2.1	Utilities	9.6

Total LOR Allocation (as a percentage of total leveraged assets)



Global Equity Regional Weightings⁴



EMERGING MARKET CURRENCY AND DEBT

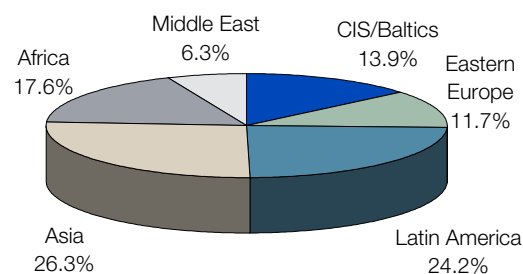
Investment Vehicle Allocation

Forwards & Foreign Currency	84.4%
Bonds	15.3%
Structured Notes	3.2%

Investment Characteristics

Average Duration	4.8 Months ⁵
Average Yield	8.1% ⁶

Regional Exposure



³ The securities identified should not be considered a recommendation or solicitation to purchase or sell these securities. It should not be assumed that any investment in these securities was, or will be, profitable.

⁴ Allocations are as of November 30, 2006 and are subject to change.

⁵ A measure of the average cash-weighted term-to-maturity of the investment holdings. Duration is a measure of the price sensitivity of a bond to interest rate movements. Duration for a forward currency contract is equal to its term-to-maturity.

⁶ The quoted yield excludes the costs of borrowing on the forward currency contracts.

RISKS:

Past performance does not guarantee future results. Price and yields will fluctuate with changes in market conditions, and market return does not represent the total return on an investment. Distributions are subject to recharacterization for tax purposes after the end of the fiscal year. If the Fund pays distributions in excess of its net investment company taxable income this excess would be a return of capital.

Risk factors include:

Investment and Market Risk. An investment in the Fund's Common Stock is subject to investment risk, including the possible loss of the entire principal amount invested. An investment in Common Stock represents an indirect investment in the Fund's portfolio investments. Their value, like other market investments, may move up or down, sometimes rapidly and unpredictably.

The Fund's Common Stock, at any point in time, may be worth less than the amount originally invested, even after taking into account the reinvestment of Fund dividends and distributions. The Fund's investment strategy includes purchasing investments that have embedded financial leverage, such as forward currency contracts, which magnifies the risk that you may lose money.

Small- and Medium-Capitalization Companies Risk. Prices of securities of small- and medium-capitalization companies may be subject to more abrupt or erratic market movements than securities of larger, more established companies, because securities of small- and medium-capitalization companies typically are traded in lower volume and the issuers typically are subject to greater changes in earnings and prospects. In addition, securities of the smaller capitalization companies may be thinly traded (and therefore may have to be sold at a discount from current market prices or sold in small lots over an extended period of time) and may pose a greater risk of loss than investments in securities of larger capitalization companies.

Leverage Risk. Using leverage is a speculative investment technique and involves certain risks. These include higher volatility of net asset value, the likelihood of more volatility in the market value of Common Stock and the possibility either that the Fund's return will fall if the interest rate on any borrowings rises, or that income will fluctuate because the interest rate of borrowings varies. If the market value of the Fund's portfolio declines, the leverage will result in a greater decrease in net asset value than if the Fund were not leveraged. Such greater net asset value decrease also will tend to cause a greater decline in the market price for Common Stock.

Non-U.S. and Emerging Markets Investments Risk. Global Equity investments will be in securities of foreign issuers operating in developed countries and will not include securities of emerging market issuers. These investments involve special risks, including the following: less publicly available information about non-U.S. issuers or markets because of less rigorous disclosure or accounting standards or regulatory practices; many non-U.S. markets are smaller, less liquid and more volatile; the economies of non-U.S. countries may grow at slower rates than expected or may experience a downturn or recession; and the impact of economic, political, social or diplomatic events.

Particular risks of investing in emerging markets include: smaller market capitalization of securities markets; significant price volatility; restrictions on foreign investment; and possible seizure of a company's assets. In addition, foreign investors may be required to register the proceeds of sales. Future economic or political crises could lead to price controls, forced mergers, expropriation or confiscatory taxation, seizure, nationalization, or creation of government monopolies, all of which may affect currencies adversely.

Investing in sovereign debt securities will expose the Fund to the direct or indirect consequences of political, social or economic changes in the emerging market countries that issue the securities. Many of these countries are also characterized by political uncertainty or instability. The ability and willingness of sovereign obligors in emerging market countries or the governmental authorities that control repayment of their debt to pay principal and interest on such debt when due may depend on general economic and political conditions within the relevant country. Countries in which the Fund intends to invest have historically experienced, and may continue to experience, high rates of inflation, high interest rates, exchange rate fluctuations, trade difficulties and extreme poverty and unemployment.

The market values of corporate debt securities are sensitive to individual corporate developments and changes in economic conditions. Emerging market issuers may be highly leveraged and may not have more traditional methods of financing available to them. Therefore, their ability to service their debt obligations during an economic downturn or during sustained periods of rising interest rates may be impaired, resulting in a higher risk of default.

Currency Risks. An investment in Common Stock, as measured in U.S. dollars, may change significantly when the values of the emerging market local currencies change relative to the U.S. dollar, thereby subjecting investors to currency risks. The currencies of emerging market countries may experience significant declines against the U.S. dollar, and significant devaluation may occur subsequent to investments in these currencies by the Fund. Other risks include the dependence on the Investment Manager's ability to predict movements in exchange rates and imperfect correlations between movements in exchange rates. The Fund may use currency hedging transactions which might result in a poorer overall performance for the Fund than if the Fund had not engaged in any hedging transactions.

Currency Investments could be adversely affected by delays in, or a refusal to grant, repatriation of funds or conversion of emerging market currencies. Forward currency contracts are highly volatile, and a relatively small price movement in a forward currency contract may result in substantial losses to the Fund.

Please read the Prospectus carefully for more explanation of these and other risks.

NOTES:

The information provided in this material should not be considered a recommendation to purchase or sell any security. There is no assurance that any securities referenced herein will remain in the Fund's portfolio or that securities sold have not been repurchased. The securities discussed may not represent the Fund's entire portfolio.

It should not be assumed that any of the referenced securities were or will prove to be profitable, or that the investment decisions we make in the future will be profitable.

© Lazard Asset Management LLC, 2006.



Lazard Asset Management LLC

30 Rockefeller Plaza
New York, NY 10112-6300

www.LazardNet.com